

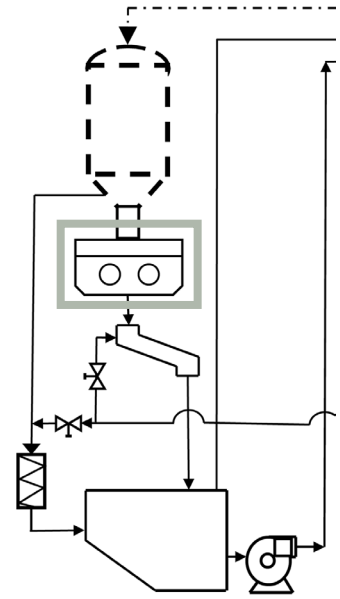


Inline Coke Crusher



ENVIRONMENTAL
COKE HANDLING
OPERATION

The double roll Inline Coke Crusher is the result of 25 years of successful technical development and operation. As one of the core components of the ECHO system, the Coke Crusher easily processes all types of petrol coke, such as sponge, shot or anode-grade coke.



Powerful

- ✓ Process virtually any amount of coke
- ✓ Inline crushing from 1 m to 100 mm in one single step
- ✓ No fines generation

Tough

- ✓ Long life cycle
- ✓ Case up to 80 mm thick
- ✓ Withstand abrasion and corrosion
- ✓ Low maintenance effort

Reliable

- ✓ Start-up under full load
- ✓ Automatic reverse and booster mode
- ✓ Independent Hydraulic Motor

Flexible

- ✓ Configurable for different environmental conditions
- ✓ For greenfield and revamp projects
- ✓ Specifically designed for ECHO system

Technical Features:

Capacity:	Up to 1,000 t/h
Feed size:	1000 mm particles
Outlet size:	100 mm particles
Torque:	Up to 70,000 Nm per roller
Speed:	0 ... 70 rpm (forward/reverse)

